

TROOP PROGRAM IDEAS

Things to celebrate in December

National Bingo Month

Dec. 1 Eat a Red Apple Day

Dec. 1 Hanukkah Begins

Dec. 7 Letter Writing Day

Dec. 7 Pearl Harbor Day

Dec. 8 National Brownie Day

Dec. 12 Poinsettia Day

Dec. 21 First Day of Chanukah

Dec. 25 Christmas

Dec. 26 Kwanza Starts

Dec. 27 Make Cut Out Snowflakes Day

Dec. 31 New Years Eve

Things to celebrate in Jan.

National Soup Month

Jan. 1 New Years Day

Jan. 5 National Bird Day


Jan. 11 National Step in a Puddle
and Splash Your Friend Day

Jan. 15 National Hat Day

Jan. 16 Martin Luther King Jr. Day

Jan. 29 National Puzzle Day

December
2011

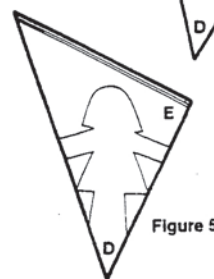
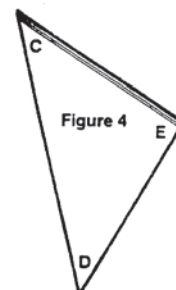
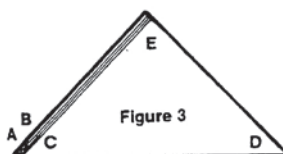
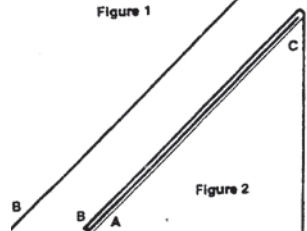



Materials needed:

- One 12" X 12" piece of paper
- Pencil
- Scissors

Directions

- Fold the square in half to form a triangle as shown in Figure 1.
- Fold point A to point B as shown in Figure 2.
- Fold point C to point B as shown in Figure 3.



Banana on A Stick

Makes 4

- 4 bananas
- 8 craft sticks
- 4 small vanilla yogurts
- Cookie crumbs or graham cracker crumbs, crushed

Peel banana and cut in half, widthwise. Push stick into flat end of each banana half. Spread the banana halves with yogurt, the roll in crumbs.

- Turn the triangle so that point D is at the bottom as shown in Figure 4.
- With the pencil, draw a simple figure inside the triangle, making certain that the arms and legs touch at the sides. See Figure 5.
- Cut out the figure
- Carefully unfold the paper and discover the people inside the snowflake.

Ceremony Ideas

Use glow sticks instead of candles for ceremonies. This is helpful if you have a younger troop or are inside a place that does not allow fire.

Involve all the girls in the ceremony. Make sure everybody has a speaking part. If you have a shy girl that isn't quite ready to speak in front of a crowd, make sure she still has some part in the ceremony.

Assist girls, but don't take over. Let girls feel ownership.

Decorate around a theme and carry the theme through in the invitations.

Have fun!

Twelve Days of Camping

On the first day of camping
my (leader/troop) brought to me:

- a scrub brush for the latrine
- 2 dirty skilletts
- 3 logs to chop
- 4 cans of Off
- 5 stinky socks
- 6 leaky buckets
- 7 slimy snakes
- 8 tangled knots
- 9 muddy boots
- 10 soggy raincoats
- 11 charred s'mores
- 12 bees a swarming



Decorate Wrapping Paper

Great for the holiday season, but can be used to make your own birthday wrapping paper too!

Materials

- Plain white wrapping paper
- Food Coloring or paint
- Paper towels
- Bowl to mix colors
- Small, flat bowls or pie tins
- Cookie cutters or sponges cut into shapes
- Water
- Newspapers

Directions

Prepare the working area with layers of newspaper to protect the table. Mix a few drops of food coloring with a few spoonfuls of water to make desired color. Fold two paper towels to fit in a small, flat bowl. Pour just enough colored water on the paper towels to make a moist pad. Press the cookie cutter on the pad and then on the wrapping paper. Other ideas: use paint and brushes to make designs; use scrapbook cutouts and glue to the paper; use glitter pens to make sparkly paper.

Cooooool Science Experiment

Making Frost

Frost can be made with an empty can, crushed ice, and salt. First, fill an empty can (soup can, coffee can, etc) 2/3 full with the crushed ice. Spread about a teaspoon full of water on a piece of paper. Place underneath the can. Next, fill the remainder of the can with salt and mix with the ice. Keep mixing for a few minutes or until well mixed. Frost will start to appear on the outside of the can.



More Night Hike Ideas!

If you missed it, look back at the October 2011 issue to see other hiking ideas.

Wintergreen Lifesavers

Have the girls form a circle. Pass out the Lifesavers. Tell them that they are to chew with their mouths open. Count to three and have everyone chew at the same time, watching each other. (They should see sparks caused by an ingredient in the Lifesaver.) Ask girls to explain what caused the sparks.

Explanation: The sparks are essentially bolts of lightning in your mouth. When sugar crystals break, they release a weak burst of ultra-violet energy. This energy excites the molecules of the wintergreen oil in the lifesavers and causes the oil to glow, or fluoresce. A similar effect can be seen when two pieces of quartz are struck together.

Bat and Moth Game

Have the girls form a circle. Explain echolocation. Have someone volunteer to be the bat. The bat is blindfolded and placed in the center of the circle. Have someone volunteer to be the moth. The bat says "bat" and the moth must answer immediately with "moth". They move around the circle until the bat catches the moth. (You may wish to repeat this until all have had a turn.)

Animal Ears

Ask girls to find a spot to sit quietly alone. Using hands cupped around their ears, listen for animal sounds. Have girls stand in a circle. Have them cup their ears while one girl talks to them. Then try listening normally. Once they realize the difference, have them cup their ears and listen for as many sounds as possible during a 45 second period. Talk about what they heard.

Disappearing Heads

Have girls stand in two rows facing each other about eight feet apart. Instruct them to stand completely still and stare at the face of the person across from them. (Their head should disappear.)

Explanation: Rods in the eyes see light and cones see color.

When you stare straight ahead, you use the cones and ignore the rods. But at night, light is more important than color. In a sense, your eyes are turning off the light, making the object seem to disappear.

Story Telling

Story telling is one of our oldest and most sacred human traditions. Be creative. There are many Native American legends dealing with stars, the moon, owls, night, etc. Use props and involve listeners for a more complete sensory experience. Girl Scouts of all ages LOVE stories. Tell a story that you know or share one from a book. A story can be told along the hike or at the beginning or end. Remind the girls that the night hike is not a time for ghost stories or scaring people.